

# Aluminum

Online

## Stationary Dock with Wood Top




- PortSide Dock Parts (Required)
- PortSide Accessories (Recommended)
- Additional Building Materials (Required)

MATERIAL LIST				
# OF SECTIONS				
1	2	3	4	5








	DESCRIPTION	PART NO.	QUANTITY OF PARTS				
		<b>KT 15054</b> <ul style="list-style-type: none"> <li>• (1x) Aluminum Dock Kit PS 1505</li> <li>• (2x) Commercial Grade Pipe Sleeve PS 1080</li> <li>• (2x) Commercial Grade Foot Plate PS 1023</li> <li>• (4x) Commercial Grade Dock Connector Clip PS 1021</li> <li>• (4x) Pipe Safety Caps PS 1193</li> </ul>	1	2	3	4	5
		Multi-Purpose Bumper PS 1352	-	2	2	2	2
		Pipe Sleeve Bumper PS 1188	-	2	4	4	4
		Resin Dock Cleat 8" (additional hardware required) PS 1191	-	2	2	2	2
		Pipe 1-5/8" or 1-7/8" Diameter -	2	4	6	8	10
		5/4" x 6" x 8' Lumber -	11	21	32	42	53

# Stationary Dock with Wood Top

Online

-  PortSide Dock Parts (Required)
-  PortSide Accessories (Recommended)
-  Additional Building Materials (Required)

MATERIAL LIST				
# OF SECTIONS				
1	2	3	4	5

DESCRIPTION		PART NO.	QUANTITY OF PARTS				
	#10 x 1-1/2" Self Drilling All Purpose Screws	-	126	252	378	504	630
▼ Purchase to attach Resin Dock Cleat (PS 1191) 							
	1/4" x 3" Galvanized Carriage Bolts	-	-	4	4	4	4
	1/4" Galvanized Flat Washers	-	-	4	4	4	4
	1/4" Galvanized Lock Washers	-	-	4	4	4	4
	1/4" Galvanized Hex Nuts	-	-	4	4	4	4
▼ Purchase to attach 1-7/8" Diameter Pipe							
	Commercial Grade Back Plate	-	4	8	12	16	20